

CO Date Calculator Cloud App Documentation

Table of Contents

- [Purpose](#)
- [Set-up in Eloqua](#)
- [How to use](#)
- [License Information](#)

Purpose

There are situations where you need to add or subtract days to a date field. This is now possible with the 4Thought Marketing CO Date Calculator Cloud App.

This document will show how this Cloud App can be used inside the CO Program Canvas.

Set-up in Eloqua

Please follow these instructions to set up this cloud app in your Oracle Eloqua instance.

- Log in to Oracle Eloqua.
- Click on Get App below to install.

[Get app](#)

NOTE: If prompted to log again, please do so.

- In the next screen, click “Sign In” and then “Accept”

CO Date Calculator

Accept and Install

4Thought Marketing Cloud Apps

www.4thoughtmarketing.com

Email

support@4ThoughtMarketing.com

Phone

888 356 7824

Description

Adds or Subtracts days, weeks, or months to a date field and saves the result in a new CO Field.

Services



Action : CO Date Calculator

Adds or Subtracts days, weeks, or months to a date and saves the new value in a CO Field.

- In the next screen, click "Authenticate Now"

Oracle Eloqua

Marketing Cloud

Please authenticate access before continuing. A new browser window will open.

[Authenticate Now](#)

[Learn more about why we've changed the sign in page.](#)

- You're all set. The cloud action is ready to be used.

Oracle Eloqua

Marketing Cloud

Please authenticate access before continuing. A new browser window will open.

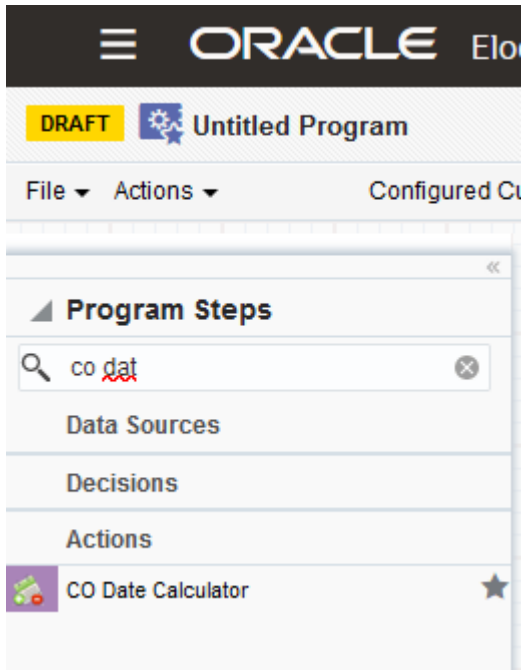
[Authenticate Now](#)

[Learn more about why we've changed the sign in page.](#)

How to use

The following instructions show a basic/simple usage. You can incorporate this Cloud Action to any existing CO Program Canvas.

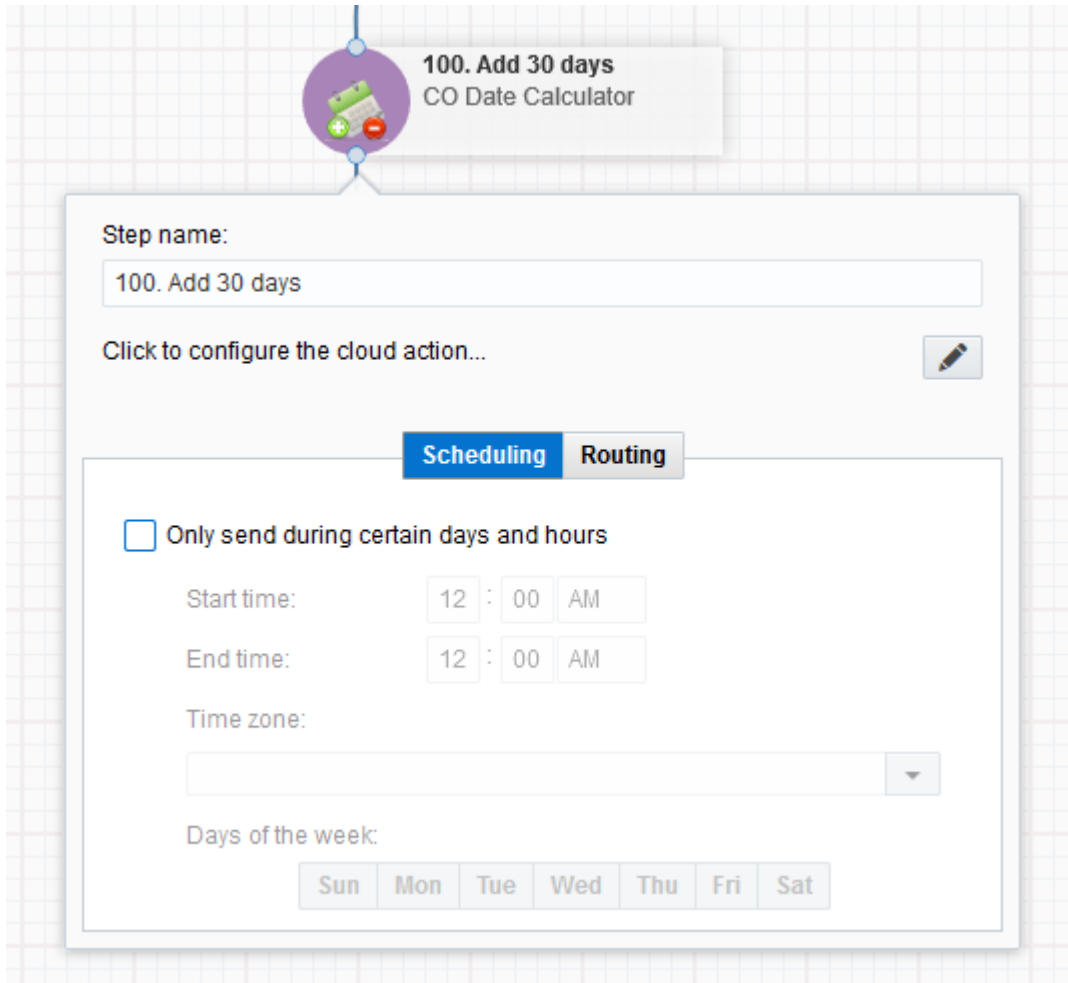
- Create/Open a canvas
- Click on “Actions” on the left side bar, locate the “CO Date Calculator” cloud app. Use the search box on the top if needed



- Drag and drop the cloud action to the canvas area. Connect the corresponding elements to the dropped cloud app



- Double click the CO Date Calculator step and you will see some options for this element.



- Rename the step if needed
- Click the pencil icon to open the settings for this step.

You will need a user to log in and configure this Cloud App. If you don't have one, you can create one. If you do, use your user to Log In in the page shown in the following screenshot:



4Thought Marketing's App Cloud Portal

[Log in](#) [Register](#) [Reset Password](#)

Please enter your user information to log in.

Email address

Password

Remember me?

By checking this box you accept our [Cloud Services Agreement](#)

Log in

[Don't have a Account?](#) [Did you forget your password?](#)

Questions? Comments? Ideas? 888-ELOQUA4 (888 356 7824) | Email us at appCloudPortal@4ThoughtCC.com | Copyright © 2009 - 2016 | All Rights Reserved.

For this Cloud App, you need to indicate the Source Date field, the Destination Date field, the unit of measure (hours, days, weeks, months, years) and the number of units to increase or decrease. You can use negative values to subtract days from the Source Date field.



CO Date Calculator

Adds or Subtracts days, weeks, or months to a date field and saves the result in a CO Field.

Configurations Logs

Source Field

Timeframe to add

Destination Field

You're logged as tsai chek@4thoughtmarketing.com, c

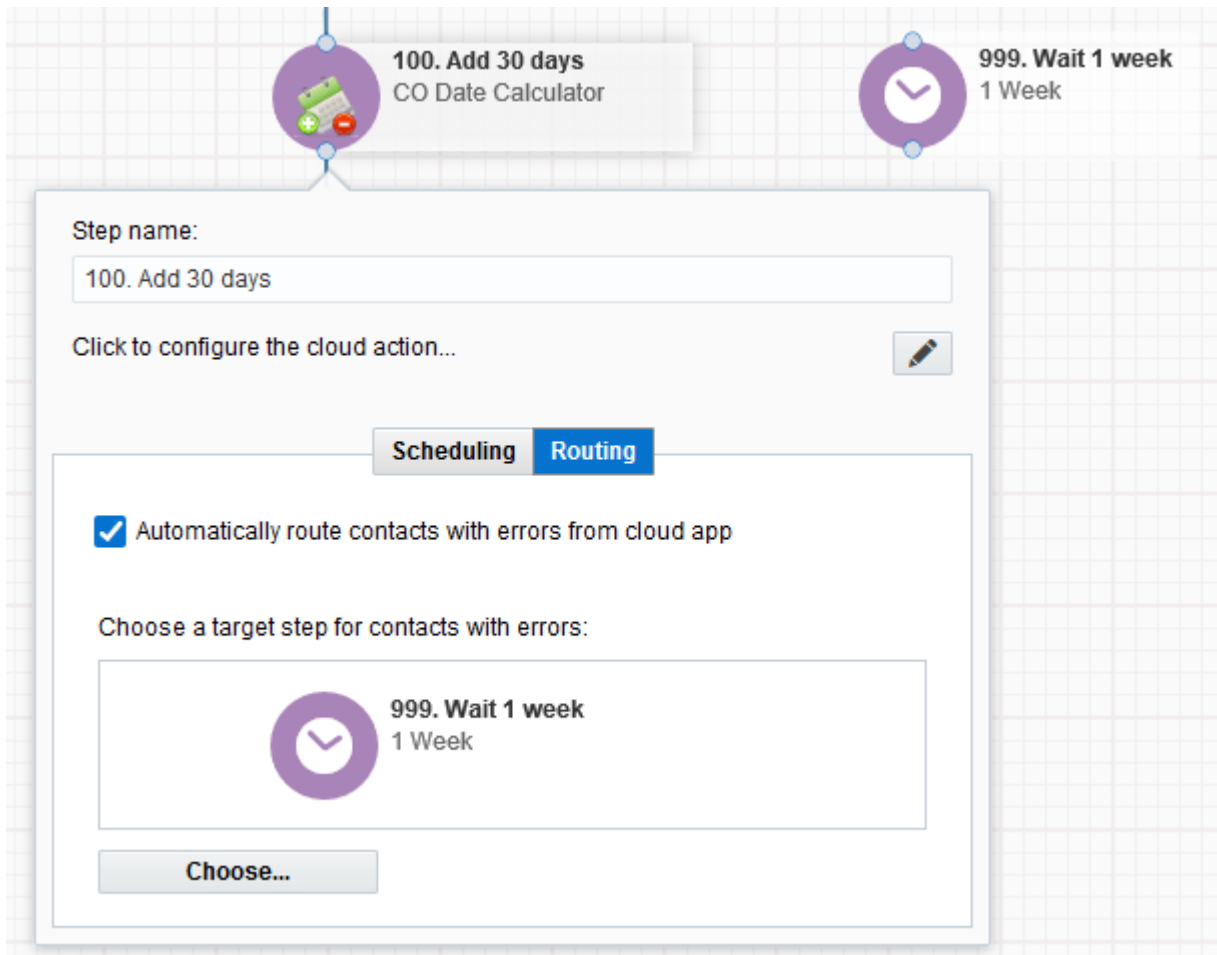
Having issues? Click [here](#) to send us an e

Hours
Days
Weeks
Months
Years

Questions? Comments? Ideas? ☎ 888-ELOQUA4 (888 356 7824) | Email us at appCloudPortal@4thoughtmarketing.net | Copyright © 2009 - 2021 | All Rights Reserved.

Note: The Source and Destination fields can be the same

- a. When you're done setting up the fields, click "Save Settings".
If you have done changes and you want to go back to the initial values, use the "Revert Changes" button.
- b. **Recommended:** Create an element in the campaign in case an error happens, in this example it's a Wait Step. Check the box to "Automatically route contacts with errors from cloud app", select the step where you want the contacts to be routed.



- That's all. Activate the program, put some contacts in it and see the CO Date Calculator in Action!

License Information

You need a license to configure and execute this Cloud App. If you don't have a license, an error message will appear on the configuration page.

If you don't see CO Records being processed by the app, it may be because your license is missing or expired. To obtain a license, contact your account manager or [contact us](#).

- Each Eloqua instance requires a separate cloud app license.
- Each cloud app license includes a reasonable usage limitation of 250k records processed daily and up to 5 app instantiations per Eloqua instance. Higher usage tiers are available at extra cost.
- For additional license details, please review the [Cloud Services User License Agreement](#).